

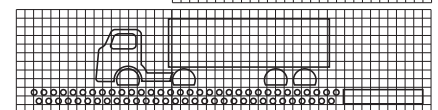
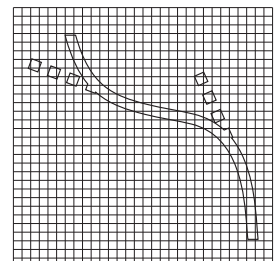
**Example**

### Colour Legend

- Black
- Retroreflective white
- Fluorescent retroreflective orange

### Notes

1. This sign may be used on steep descents in advance of emergency stopping, arrester beds to advice of road side locations and the distances to each.
2. Insert appropriate distances as appropriate. e.g 1.2
3. The addition of a fluorescent orange target board may be added where there is a requirement to enhance sign visibility in low light or fog conditions. See example.
4. For beds located on the same side of the road, see TC2042\_2.



**Queensland  
Government**

## INFORMATION SIGN "ARRESTER BEDS AHEAD" (OPPOSITE SIDES)

Department of Transport and Main Roads  
Infrastructure Management & Delivery Division

APPROVED AS OFFICIAL TRAFFIC SIGN

12/08/16  
Date

*R King*  
PRINCIPAL ENGINEER  
(Traffic Engineering)

**TC2042\_1**

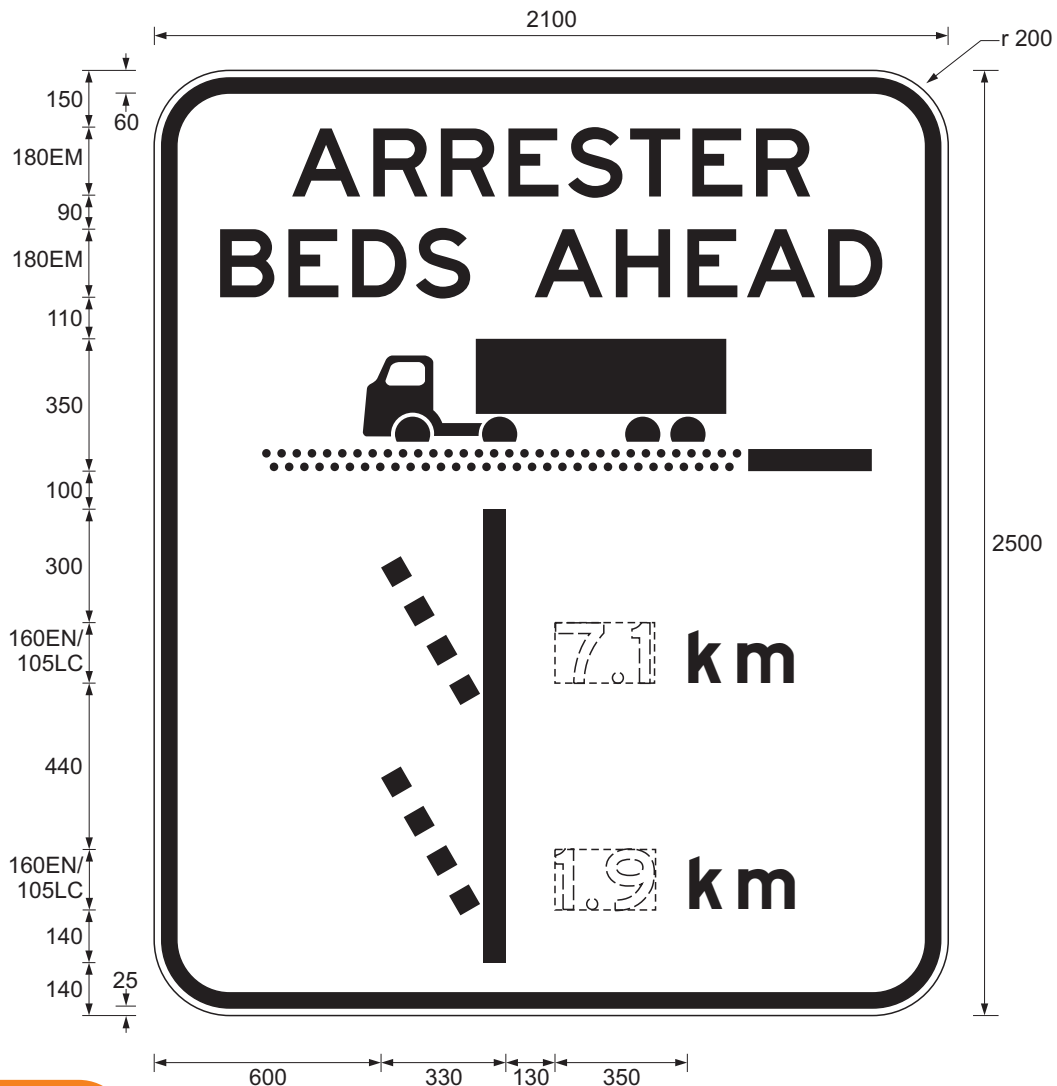
Page 1 of 2

Designed  
TV 5/14

Checked  
DJ 5/14

Scale  
Not to Scale

A B



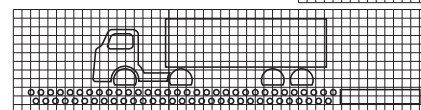
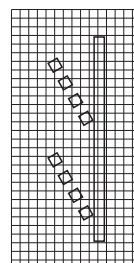
Example

### Colour Legend

- Black
- Retroreflective white
- Fluorescent retroreflective orange

### Notes

1. This sign may be used on steep descents in advance of emergency stopping, arrester beds to advice of road side locations and the distances to each.
2. Insert appropriate distances as appropriate. e.g 7.1
3. The addition of a fluorescent orange target board may be added where there is a requirement to enhance sign visibility in low light or fog conditions. See example.
4. For beds located on opposite sides of the road, see TC2042\_1.



**Queensland  
Government**

## INFORMATION SIGN "ARRESTER BEDS AHEAD" (SAME SIDE)

Department of Transport and Main Roads  
Infrastructure Management & Delivery Division

APPROVED AS OFFICIAL TRAFFIC SIGN

12/08/16  
Date

*R. King*  
PRINCIPAL ENGINEER  
(Traffic Engineering)

**TC2042\_2**

Page 2 of 2

Designed  
TV 5/14

Checked  
DJ 5/14

Scale  
Not to Scale

A B